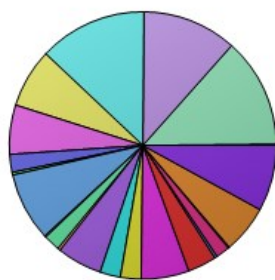


# Summary Report

All

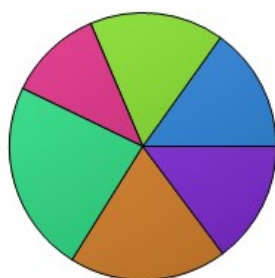
May 8, 2017 3:19 PM

1. Select your campus from the list



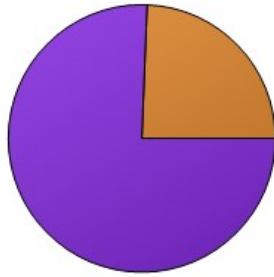
	Count	Percentage
Choose school here:	48	7.96%
Adkins	35	5.8%
Blanton	1	0.17%
Borman	10	1.66%
Cross Oaks	0	0%
Evers	2	0.33%
Ginnings	21	3.48%
Hawk	0	0%
Hodge	0	0%
Houston	35	5.8%
Lee	15	2.49%
McNair	15	2.49%
Nelson	33	5.47%
Paloma Creek	2	0.33%
Pecan Creek	12	1.99%
Providence	1	0.17%
EP Rayzor	0	0%
Newton Rayzor	50	8.29%
Rivera	0	0%
Savannah	2	0.33%
Stephens	13	2.16%
WS Ryan	36	5.97%
Wilson	43	7.13%
Calhoun MS	79	13.1%
Crownover MS	69	11.44%
Harpool MS	0	0%
McMath MS	80	13.27%
Myers MS	0	0%
Navo MS	0	0%
Strickland MS	0	0%
Denton HS	0	0%
Guyer HS	1	0.17%
Ryan HS	0	0%
<b>Total</b>	<b>603</b>	<b>100%</b>

2. What grade are you in?



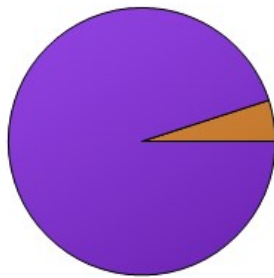
	Count	Percentage
Third	89	14.78%
Fourth	115	19.1%
Fifth	140	23.26%
Sixth	69	11.46%
Seventh	98	16.28%
Eighth	91	15.12%
<b>Total</b>	<b>602</b>	<b>100%</b>

3. The work that I do in my EXPO class is as difficult as I expected for a gifted class.



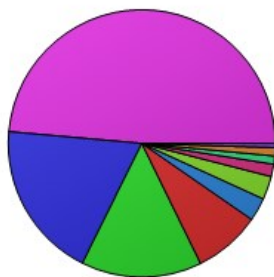
	Count	Percentage
Yes	456	75.62%
No	147	24.38%
<b>Total</b>	<b>603</b>	<b>100%</b>

5. I am encouraged to be creative in my work for my EXPO class.



	Count	Percentage
Yes	571	95.01%
No	30	4.99%
<b>Total</b>	<b>601</b>	<b>100%</b>

6. On a scale from 1 to 10, with 10 being the best, how would you rate EXPO?



	Count	Percentage
1 Really bad!	3	0.5%
2	6	1%
3	6	1%
4	9	1.49%
5	17	2.82%
6	17	2.82%
7	49	8.13%
8	88	14.59%
9	115	19.07%
10 Great!	293	48.59%
<b>Total</b>	<b>603</b>	<b>100%</b>